



Introductory sub-table (I)(a)

Name of the Company: ANAR INDUSTRIES LIMITED FORMERLY ENRICH INDUSTRIES LIMITED			
Scrip Code, Name of the scrip, class of security: BSE CODE 531127 EQUITY SHARES			
Quarter ended: 30/09/2014		Face Value : Rs.10/- per share	
Partly paid-up shares:-	No. of partly paid-up shares	As a % of total no. of partly paid-up shares	As a % of total no. of shares of the company
Held by public	0	0	0
<b>Total</b>	<b>0</b>	<b>0</b>	<b>0</b>
Outstanding convertible securities:-	No. of outstanding securities	As a % of total no. of outstanding convertible securities	As a % of total no. of shares of the company, assuming full conversion of the convertible securities
Held by public	0	0	0
<b>Total</b>	<b>0</b>	<b>0</b>	<b>0</b>
Warrants:-	No. of warrants	As a % of total no. of warrants	As a % of total no. of shares of the company, assuming full conversion of warrants
Held by public	0	0	0
<b>Total</b>	<b>0</b>	<b>0</b>	<b>0</b>
<b>Total paid-up capital of the company, assuming full conversion of warrants and convertible securities</b>			

6334699



Statement Showing Shareholding Pattern ANAR INDUSTRIES LIMITED FORMERLY ENRICH INDUSTRIES LIMITED								
Quarter Ended 30/09/2014			Table (I)(a)		Total shareholding as a percentage of total number of shares		Shares Pledged or otherwise encumbered	
Category code	Category of Shareholder	Number of Shareholders	Total number of shares	Number of shares held in dematerial	As a percentage of(A+B) <sup>1</sup>	As a percentage of (A+B+C)	Number of shares	As a percentage
(I)	(II)	(III)	(IV)	(V)	(VI)	(VII)	(VIII)	(IX)=(VIII)/(IV)*100
<b>(A)</b>	<b>Shareholding of Promoter and Promoter Group<sup>2</sup></b>							
<b>1</b>	<b>Indian</b>							
(a)	Individuals/ Hindu Undivided	7	4627589	4627589	73.05	73.05	0	0.00
(b)	Central Government/ State Government(s)	0	0	0	0.00	0.00	0	0.00
(c)	Bodies Corporate	1	122000	122000	1.93	1.93	0	0.00
(d)	Financial Institutions/ Banks	0	0	0	0.00	0.00	0	0.00
(e)	Any Others(Specify)	0	0	0	0.00	0.00	0	0.00
(e-i)		0	0	0	0.00	0.00	0	0.00
(e-ii)		0	0	0	0.00	0.00	0	0.00
	<b>Sub Total(A)(1)</b>	<b>8</b>	<b>4749589</b>	<b>4749589</b>	<b>74.98</b>	<b>74.98</b>	<b>0</b>	<b>0.00</b>
<b>2</b>	<b>Foreign</b>							
a	Individuals (Non-Residents Individuals/ Foreign Individuals)	0	0	0	0.00	0.00	0	0.00
b	Bodies Corporate	0	0	0	0.00	0.00	0	0.00
c	Institutions	0	0	0	0.00	0.00	0	0.00
d	Qualified Foreign Investor	0	0	0	0.00	0.00	0	0.00
e	Any Others(Specify)	0	0	0	0.00	0.00	0	0.00
e-i		0	0	0	0.00	0.00	0	0.00
e-ii		0	0	0	0.00	0.00	0	0.00
	<b>Sub Total(A)(2)</b>	<b>0</b>	<b>0</b>	<b>0</b>	<b>0.00</b>	<b>0.00</b>	<b>0</b>	<b>0.00</b>
	<b>Total Shareholding of Promoter</b>	<b>8.00</b>	<b>4749589</b>	<b>4749589</b>	<b>74.98</b>	<b>74.98</b>	<b>0</b>	<b>0.00</b>
<b>(B)</b>	<b>Public shareholding</b>							
<b>1</b>	<b>Institutions</b>							
(a)	Mutual Funds/ UTI	0	0	0	0.00	0.00	0	0.00
(b)	Financial Institutions/ Banks	1	1350	1350	0.02	0.02	0	0.00
(c)	Central Government/ State Government(s)	0	0	0	0.00	0.00	0	0.00
(d)	Venture Capital Funds	0	0	0	0.00	0.00	0	0.00
(e)	Insurance Companies	0	0	0	0.00	0.00	0	0.00
(f)	Foreign Institutional Investors	0	0	0	0.00	0.00	0	0.00
(g)	Foreign Venture Capital Investors	0	0	0	0.00	0.00	0	0.00
(h)	Qualified Foreign Investor	0	0	0	0.00	0.00	0	0.00



(i)	Any Other (specify)	0	0	0	0.00	0.00	0	0.00
(i-ii)		0	0	0	0.00	0.00	0	0.00
(i-ii)		0	0	0	0.00	0.00	0	0.00
	<b>Sub-Total (B)(1)</b>	<b>1</b>	<b>1350</b>	<b>1350</b>	<b>0.02</b>	<b>0.02</b>	<b>0</b>	<b>0.00</b>
<b>B 2</b>	<b>Non-institutions</b>							
(a)	Bodies Corporate	60	114233	108833	1.80	1.80	0	0.00
(b)	Individuals							
I	Individuals -i. Individual shareholders holding nominal share capital up to Rs 1 lakh	3036	696573	473646	11.00	11.00	0	0.00
II	ii. Individual shareholders holding nominal share capital in excess of Rs. 1 lakh.	25	756610	744892	11.94	11.94	0	0.00
(c)	Qualified Foreign Investor	0	0	0	0.00	0.00	0	0.00
(d)	Any other (specify)							
(d-i)	Non Resident Repatriates	44	12721	652	0.20	0.20	0	0.00
(d-ii)	Non Resident Non Repatriates	3	3623	3623	0.06	0.06	0	0.00
(d-iii)	Others							
	<b>Sub-Total (B)(2)</b>	<b>3168</b>	<b>1583760</b>	<b>1331646</b>	<b>25.00</b>	<b>25.00</b>	<b>0</b>	<b>0.00</b>
<b>(B)</b>	<b>Total Public Shareholding (B)= (B)(1)+(B)(2)</b>	<b>3169</b>	<b>1585110</b>	<b>1332996</b>	<b>25.02</b>	<b>25.02</b>	<b>0</b>	<b>0.00</b>
	<b>TOTAL (A)+(B)</b>	<b>3177</b>	<b>6334699</b>	<b>6082585</b>	<b>100.00</b>	<b>100.00</b>	<b>0</b>	<b>0.00</b>
<b>(C)</b>	<b>Shares held by Custodians and against which Depository Receipts have been issued</b>							
1	Promoter and Promoter Group	0	0	0	0.00	0.00	0	0.00
2	Public	0	0	0	0.00	0.00	0	0.00
	<b>Sub-Total (C )</b>	<b>0</b>	<b>0</b>	<b>0</b>	<b>0</b>	<b>0</b>	<b>0</b>	<b>0</b>
	<b>GRAND TOTAL (A)+(B)+(C)</b>	<b>3177</b>	<b>6334699</b>	<b>6082585</b>	<b>100</b>	<b>100.00</b>	<b>0</b>	<b>0.00</b>



**ANAR INDUSTRIES LIMITED FORMERLY ENRICH INDUSTRIES LIMITED**

**(I)(b) Statement showing holding of securities (including shares, warrants, convertible securities) of persons belonging to the category "Promoter and Promoter Group"**

No.	Name of the shareholder	Details of Shares held		Encumbered shares (*)		Details of warrants		Details of convertible securities		Total shares (including underlying shares assuming full conversion of warrants and convertible securities) as a % of diluted share capital (XII)
		Number of shares held	As a % of grand total +(B) +( C )	No.	As a percentage	Number of warrants held	As a % total number of warrants of the same class	Number of convertible securities held	As a % total number of convertible securities of the same class	
(I)	(II)	(III)	(IV)	(V)	(VI) = (V)/(III)*100	(VII)	(VIII)	(IX)	(X)	(XI)
1	SWETANK MADUVIR PATEL	2735369	43.18	0.00	0	0.00	0	0	0	0
2	HINABEN SWETANK PATEL	1525610	24.08	0.00	0	0.00	0	0	0	0
3	NISHAN GRAFITECH PRIVATE LIMITED	122000	1.93	0.00	0	0.00	0	0	0	0
4	SWETANK MADHUVIR PATEL	122000	1.93	0.00	0	0.00	0	0	0	0
5	MALAV AJITBHAI MEHTA	122000	1.93	0.00	0	0.00	0	0	0	0
6	VISHAL AJITBHAI MEHTA	122000	1.93	0.00	0	0.00	0	0	0	0
7	CHANDRESH CHUNILAL KOTAK	305	0.00	0.00	0	0.00	0	0	0	0
8	ANAR JAYESH PATEL	305	0.00	0.00	0	0.00	0	0	0	0
<b>TOTAL</b>		<b>4749589</b>	<b>74.98</b>	<b>0.00</b>	<b>0</b>	<b>0.00</b>	<b>0</b>	<b>0</b>	<b>0</b>	<b>0</b>





ANAR INDUSTRIES LIMITED FORMERLY ENRICH INDUSTRIES LIMITED

(D)(c)(i) Statement showing holding of securities (including shares, warrants, convertible securities) of persons belonging to the category "Public" and holding more than 1% of the total number of shares

Sr. No.	Name of the shareholder	Number of shares held	Shares as a percentage of total number of shares {i.e., Grand Total (A)+(B)+(C) indicated in Statement at para (D)(a) above}	Details of warrants		Details of convertible securities		Total shares (including underlying shares assuming full conversion of warrants and convertible securities) as a % of diluted share capital
				Number of warrants held	As a % total number of warrants of the same class	Number of convertible securities held	% w.r.t total number of convertible securities of the same class	
1	MADHUBHAI FULABHAI BARAD	64378	1.02	0	0	0	0	0
	<b>TOTAL</b>	64378	1.02	0	0	0	0	0



ANAR INDUSTRIES LIMITED FORMERLY ENRICH INDUSTRIES LIMITED

(II)(a) Statement showing details of Depository Receipts (DRs)

Sr. No.	Type of outstanding DR (ADRs, GDRs, SDRs, etc.)	Number of outstanding DRs	Number of shares underlying outstanding DRs	Shares underlying outstanding DRs as a percentage of total number of shares {i.e., Grand Total (A)+(B)+(C) indicated in Statement at para (D)(a) above}
1	0.00	0.00	0.00	0.00
2	0.00	0.00	0.00	0.00
3	0.00	0.00	0.00	0.00
4	0.00	0.00	0.00	0.00
5	0.00	0.00	0.00	0.00
6	0.00	0.00	0.00	0.00
7	0.00	0.00	0.00	0.00
8	0.00	0.00	0.00	0.00
9	0.00	0.00	0.00	0.00
<b>TOTAL</b>		<b>0</b>	<b>0</b>	<b>0.00</b>



ANAR INDUSTRIES LIMITED FORMERLY ENRICH INDUSTRIES LIMITED

(D)(d) Statement showing details of locked-in shares


Sr. No.	Name of the shareholder	Number of locked-in shares	Locked-in shares as a percentage of total number of shares [i.e., Grand Total (A)+(B)+(C) indicated in Statement at para (D)(a) above]
1	SWETANK MADUVIR PATEL	1172132	18.5033575
<b>TOTAL</b>		<b>1172132</b>	<b>18.5033575</b>



ANAR INDUSTRIES LIMITED FORMERLY ENRICH INDUSTRIES LIMITED

**(1)(c)(ii) Statement showing holding of securities (including shares, warrants, convertible securities) of persons (together with PAC) belonging to the category "Public" and holding more than 5% of the total number of shares of the company**

Sr. No.	Name(s) of the shareholder(s) and the Persons Acting in Concert (PAC) with them	Number of shares	Shares as a percentage of total number of shares {i.e., Grand Total (A)+(B)+(C) indicated in Statement at para (1)(a) above}	Details of warrants		Details of convertible securities		Total shares (including underlying shares assuming full conversion of warrants and convertible securities) as a % of diluted share capital
				Number of warrants	As a % total number of warrants of the same class	Number of convertible securities held	% w.r.t total number of convertible securities of the same class	
1	Nil	0	0	0	0	0	0	0
2	Nil	0	0	0	0	0	0	0
<b>TOTAL</b>		<b>0</b>	<b>0</b>	<b>0</b>	<b>0</b>	<b>0</b>	<b>0</b>	<b>0</b>





ANAR INDUSTRIES LIMITED FORMERLY ENRICH INDUSTRIES LIMITED

(II)(b) Statement showing holding of Depository Receipts (DRs), where underlying shares held by "promoter/promoter group" are in excess of 1% of the total number of shares

1	0	0	0	0	0
2	0	0	0	0	0
3	0	0	0	0	0
4	0	0	0	0	0
5	0	0	0	0	0
6	0	0	0	0	0
7	0	0	0	0	0
8	0	0	0	0	0
9	0	0	0	0	0
TOTAL	0	0	0	0	0

